

BSF Managed Index Port Mod D2 GBP H

Morningstar® Category Index

Morningstar UK Moderate

Used throughout report

Fund Benchmark

50% MSCI ACWI NR EUR, 50%

BBgBarc Global Aggregate TR

Hdg EUR

Morningstar Rating™

★★★

Morningstar® Category

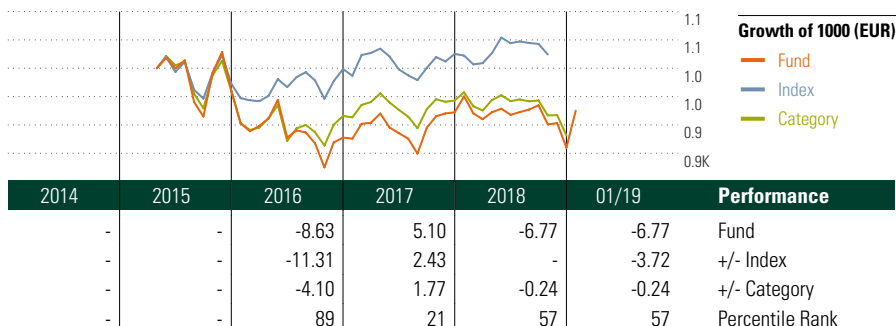
GBP Moderate Allocation

IMA Sector

-

Investment Objective

The BlackRock Managed Index Portfolios – Moderate aim to deliver a total return, which is a combination of capital growth and income, commensurate with a moderate level of risk.



Standardised Performance

1 Yr to 31 Dec 14	1 Yr to 31 Dec 15	1 Yr to 31 Dec 16	1 Yr to 31 Dec 17	1 Yr to 31 Dec 18
-	-	-8.63	5.10	-6.77

12 Months Total Return (bid to bid). Source: Morningstar, net income reinvested. This table complies with the Financial Conduct Authority's regulations to compare different products from different providers.

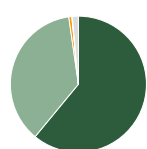
Trailing Returns

	Return %	+/-Idx	+/-Cat
(31 Jan 2019)			
3 Months	2.67	-0.01	0.91
6 Months	0.25	0.54	1.51
1 Year	-2.65	-4.40	-0.23
3 Years Annualised	0.81	-2.42	-0.31
5 Years Annualised	-	-	-

Quarterly Returns

	1st qtr	2nd qtr	3rd qtr	4th qtr
2018	-1.33	0.85	1.83	-8.00
2017	2.98	-2.02	1.09	3.04
2016	-6.49	-2.30	-1.16	1.18
2015	-	-	-8.50	5.00

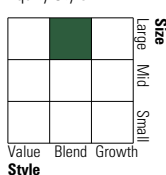
Portfolio 30 Nov 2018



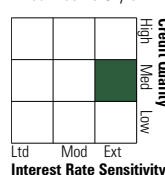
Asset Allocation	% Port.
Stock	60.99
Bonds	36.74
Property	0.00
Cash	0.72
Other	0.11

Morningstar Style Box™

Equity Style



Fixed Income Style



Risk Profile

Risk Measures

3-Yr Alpha	-0.35	3-Yr Sharpe Ratio	-0.28
3-Yr Beta	0.42	3-Yr Std Dev	9.95
R-Squared	24.99	3-Yr Risk	Avg
Information Ratio	-0.75	5-Yr Risk	-
Tracking Error	6.16	10-Yr Risk	-

Calculations use Morningstar UK Moderate (where applicable)

Top 10 Holdings

Security	Sector	% Port.
iShares Core S&P 500 ETF USD Acc	—	15.92
iShares MSCI USA ETF USD Acc	—	8.90
iShares Core MSCI EM IMI ETF...	—	7.16
iShares \$ Corp Bond Intr Rt H...	—	4.79
iShares Edge MSCI Wld Qual...	—	4.72
iShares Edge MSCI Wld Mom Fctr...	—	4.29
iShares US Mortg Backed Secs...	—	4.07
iShares Edge MSCI Wld Min Vol...	—	4.00
iShares \$ Treasury Bd 7-10yr...	—	3.82
iShares Japan Equity Index...	—	3.71
Total Stock Holdings		0
Total Bond Holdings		0
Assets in Top 10 Holdings %		61.39

Sector Weightings

Sector	% Equity
Cyclical	38.11
Basic Materials	4.84
Consumer Cyclical	11.62
Financial Services	18.48
Real Estate	3.18
Sensitive	36.86
Communication Services	3.93
Energy	5.39
Industrials	10.51
Technology	17.03
Defensive	25.03
Consumer Defensive	8.76
Healthcare	13.00
Utilities	3.27

World Regions

Region	% Equity
Americas	62.11
United States	56.59
Canada	4.11
Latin America	1.41
Greater Europe	17.88
United Kingdom	3.00
Eurozone	7.14
Europe - ex Euro	6.06
Europe - Emerging	0.70
Middle East / Africa	0.98
Greater Asia	20.01
Japan	8.24
Australasia	1.35
Asia - Developed	4.84
Asia - Emerging	5.59

Operations

Fund Company	BlackRock (Luxembourg) SA	Domicile	Luxembourg	Minimum Investment Amount	100,000
Phone	+44 20 77433000	Currency	GBP	Minimum Additional Purchase	-
Website	www.blackrock.com	UCITS	Yes		
Inception Date	10 Apr 2015	Inc/Acc	Acc		
Fund Manager	Anthony Chan	ISIN	LU1191063202		
Manager Start Date	1 Feb 2017	IMA Sector	-		
NAV (31 Jan 2019)	107.49 GBP	In-house ISA scheme			
Total Net Assets (mil)	495.95 EUR				

Care is taken to ensure that the information provided by Morningstar is correct but it neither warrants, represents nor guarantees the contents of the information, nor does it accept any responsibility for errors, inaccuracies, omissions or any inconsistencies herein.

© 2019 Morningstar. All Rights Reserved. The information, data, analyses and opinions ("Information") contained herein: (1) include the proprietary information of Morningstar and Morningstar's third party licensors; (2) may not be copied or redistributed except as specifically authorised; (3) do not constitute investment advice; (4) are provided solely for informational purposes; (5) are not warranted to be complete, accurate or timely; and (6) may be drawn from fund data published on various dates. Morningstar is not responsible for any trading decisions, damages or other losses related to the Information or its use. Please verify all of the Information before using it and don't make any investment decision except upon the advice of a professional financial adviser. Past performance is no guarantee of future results. The value and income derived from investments may go down as well as up.