

BSF Managed Index Port Mod D2 GBP H

Morningstar® Category Index

Morningstar UK Moderate

Used throughout report

Fund Benchmark

50% MSCI ACWI NR EUR, 50%

BBgBarc Global Aggregate TR

Hdg EUR

Morningstar Rating™

★★★

Morningstar® Category

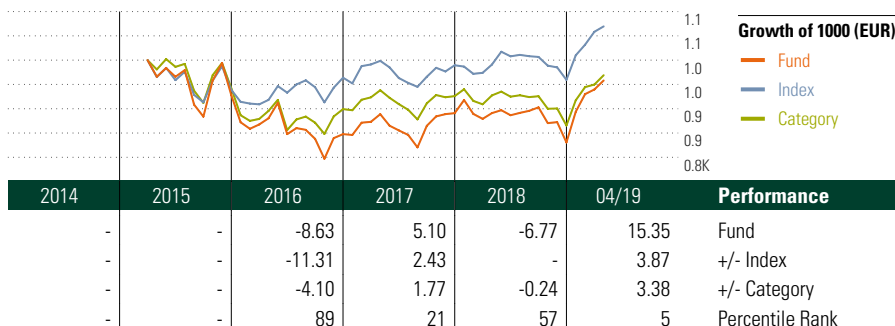
GBP Moderate Allocation

IMA Sector

-

Investment Objective

The BlackRock Managed Index Portfolios – Moderate aim to deliver a total return, which is a combination of capital growth and income, commensurate with a moderate level of risk.



Standardised Performance

| 1 Yr to 31 Mar 15 | 1 Yr to 31 Mar 16 | 1 Yr to 31 Mar 17 | 1 Yr to 31 Mar 18 | 1 Yr to 31 Mar 19 |
|-------------------|-------------------|-------------------|-------------------|-------------------|
| - | - | 0.62 | 0.70 | 6.88 |

12 Months Total Return (bid to bid). Source: Morningstar, net income reinvested. This table complies with the Financial Conduct Authority's regulations to compare different products from different providers.

Trailing Returns

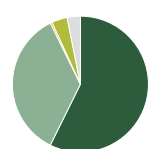
(24 May 2019)

| | Return % | +/-Idx | +/-Cat |
|--------------------|----------|--------|--------|
| 3 Months | 0.19 | -0.82 | 0.48 |
| 6 Months | 7.12 | 0.61 | 2.74 |
| 1 Year | 2.30 | -0.61 | 2.87 |
| 3 Years Annualised | 0.54 | -2.89 | -0.22 |
| 5 Years Annualised | - | - | - |

Quarterly Returns

| | 1st qtr | 2nd qtr | 3rd qtr | 4th qtr |
|------|---------|---------|---------|---------|
| 2019 | 13.12 | - | - | - |
| 2018 | -1.33 | 0.85 | 1.83 | -8.00 |
| 2017 | 2.98 | -2.02 | 1.09 | 3.04 |
| 2016 | -6.49 | -2.30 | -1.16 | 1.18 |
| 2015 | - | - | -8.50 | 5.00 |

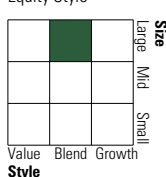
Portfolio 30 Apr 2019



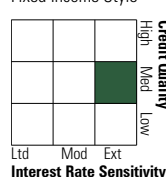
| Asset Allocation | % Port. |
|------------------|---------|
| Stock | 57.31 |
| Bonds | 35.41 |
| Property | 0.00 |
| Cash | 0.43 |
| Other | 3.71 |

Morningstar Style Box™

Equity Style



Fixed Income Style



Risk Profile

Risk Measures

| | | | |
|-------------------|-------|-------------------|-------|
| 3-Yr Alpha | 2.09 | 3-Yr Sharpe Ratio | 0.35 |
| 3-Yr Beta | 0.45 | 3-Yr Std Dev | 10.57 |
| R-Squared | 28.07 | 3-Yr Risk | Avg |
| Information Ratio | -0.40 | 5-Yr Risk | - |
| Tracking Error | 6.16 | 10-Yr Risk | - |

Calculations use Morningstar UK Moderate (where applicable)

Top 10 Holdings

| Security | Sector | % Port. |
|-----------------------------------|--------|---------|
| iShares Core S&P 500 ETF USD Acc | — | 14.14 |
| iShares Edge MSCI Wld Qual... | — | 6.14 |
| iShares France Govt Bond ETF... | — | 5.61 |
| iShares Edge MSCI Wld Min Vol... | — | 5.01 |
| iShares \$ Corp Bond Intr Rt H... | — | 4.78 |
| iShares Edge S&P 500 Min Vol... | — | 4.42 |
| iShares MSCI USA ETF USD Acc | — | 4.39 |
| iShares US Mortg Backed Secs... | — | 3.99 |
| iShares MSCI EMU ETF EUR Acc | — | 3.79 |
| iShares \$ Corp Bond ETF USD Dist | — | 3.71 |
| Total Stock Holdings | | 0 |
| Total Bond Holdings | | 0 |
| Assets in Top 10 Holdings % | | 55.99 |

Sector Weightings

| Sector | % Equity |
|------------------------|--------------|
| Cyclical | 37.91 |
| Basic Materials | 4.56 |
| Consumer Cyclical | 11.82 |
| Financial Services | 18.06 |
| Real Estate | 3.47 |
| Sensitive | 36.55 |
| Communication Services | 4.13 |
| Energy | 4.79 |
| Industrials | 11.08 |
| Technology | 16.56 |
| Defensive | 25.53 |
| Consumer Defensive | 9.42 |
| Healthcare | 11.90 |
| Utilities | 4.21 |

World Regions

| Region | % Equity |
|-----------------------|--------------|
| Americas | 62.09 |
| United States | 58.32 |
| Canada | 2.89 |
| Latin America | 0.89 |
| Greater Europe | 21.09 |
| United Kingdom | 4.77 |
| Eurozone | 8.90 |
| Europe - ex Euro | 6.35 |
| Europe - Emerging | 0.33 |
| Middle East / Africa | 0.74 |
| Greater Asia | 16.82 |
| Japan | 6.09 |
| Australasia | 1.50 |
| Asia - Developed | 4.40 |
| Asia - Emerging | 4.82 |

Operations

| | | | | | |
|------------------------|---------------------------|---------------------|--------------|-----------------------------|---------|
| Fund Company | BlackRock (Luxembourg) SA | Domicile | Luxembourg | Minimum Investment Amount | 100,000 |
| Phone | +44 20 77433000 | Currency | GBP | Minimum Additional Purchase | - |
| Website | www.blackrock.com | UCITS | Yes | | |
| Inception Date | 10 Apr 2015 | Inc/Acc | Acc | | |
| Fund Manager | Stephen Walker | ISIN | LU1191063202 | | |
| Manager Start Date | 10 Apr 2015 | IMA Sector | - | | |
| NAV (24 May 2019) | 111.97 GBP | In-house ISA scheme | | | |
| Total Net Assets (mil) | 558.14 EUR | | | | |

Care is taken to ensure that the information provided by Morningstar is correct but it neither warrants, represents nor guarantees the contents of the information, nor does it accept any responsibility for errors, inaccuracies, omissions or any inconsistencies herein.

© 2019 Morningstar. All Rights Reserved. The information, data, analyses and opinions ("Information") contained herein: (1) include the proprietary information of Morningstar and Morningstar's third party licensors; (2) may not be copied or redistributed except as specifically authorised; (3) do not constitute investment advice; (4) are provided solely for informational purposes; (5) are not warranted to be complete, accurate or timely; and (6) may be drawn from fund data published on various dates. Morningstar is not responsible for any trading decisions, damages or other losses related to the Information or its use. Please verify all of the Information before using it and don't make any investment decision except upon the advice of a professional financial adviser. Past performance is no guarantee of future results. The value and income derived from investments may go down as well as up.