

BSF Managed Index Port Growth D2 GBP H

Morningstar® Category Index

Morningstar UK Moderately Adventurous

Used throughout report

Fund Benchmark

80% MSCI ACWI NR EUR, 20%
BBgBarc Global Aggregate TR
Hdg EUR

Morningstar Rating™

★★★

Morningstar® Category

IMA Sector

-

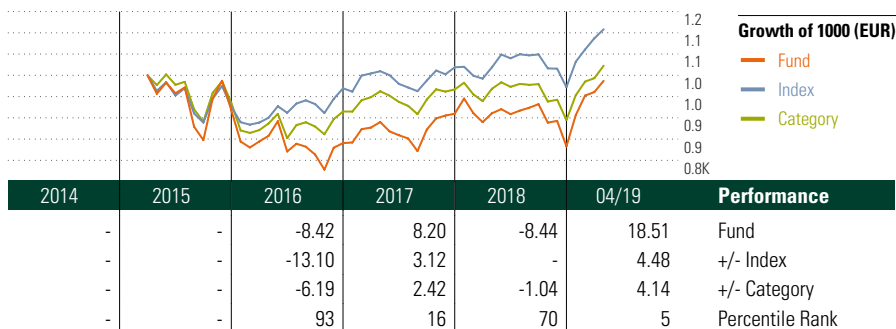
Investment Objective

The Fund aims to deliver a total return, which is a combination of capital growth and income, commensurate with a relatively high level of risk. The Fund will seek to achieve its investment objective by obtaining indirect exposure to equity and equity-related securities, fixed income and fixed income-related securities, alternative assets, cash and near-cash instruments. Exposure to these asset classes will be achieved through investments in units of undertakings for collective investment, including but not limited to...

Standardised Performance

1 Yr to	1 Yr to	1 Yr to	1 Yr to	1 Yr to
31 Mar 15	31 Mar 16	31 Mar 17	31 Mar 18	31 Mar 19
-	-	3.88	1.46	7.96

12 Months Total Return (bid to bid). Source: Morningstar, net income reinvested. This table complies with the Financial Conduct Authority's regulations to compare different products from different providers.



Trailing Returns

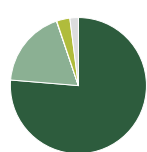
(24 May 2019)

	Return %	+/-Idx	+/-Cat
3 Months	0.05	-0.89	-0.23
6 Months	7.63	1.13	2.14
1 Year	1.64	-0.57	2.35
3 Years Annualised	2.12	-3.00	-0.77
5 Years Annualised	-	-	-

Quarterly Returns

	1st qtr	2nd qtr	3rd qtr	4th qtr
2019	15.36	-	-	-
2018	-2.17	2.11	2.59	-10.66
2017	4.34	-2.04	1.53	4.28
2016	-8.02	-2.79	-0.86	3.31
2015	-	-	-11.51	8.30

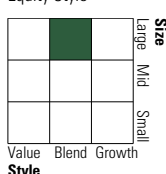
Portfolio 31 Mar 2019



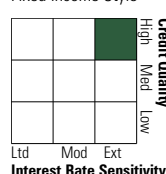
Asset Allocation	% Port.
Stock	76.31
Bonds	18.46
Property	0.00
Cash	0.08
Other	3.13

Morningstar Style Box™

Equity Style



Fixed Income Style



Risk Profile

Risk Measures

3-Yr Alpha	1.79	3-Yr Sharpe Ratio	0.47
3-Yr Beta	0.60	3-Yr Std Dev	12.49
R-Squared	33.89	3-Yr Risk	Avg
Information Ratio	-0.35	5-Yr Risk	-
Tracking Error	6.98	10-Yr Risk	-

Calculations use Morningstar UK Moderately Adventurous (where applicable)

Top 10 Holdings

	Sector	% Port.
iShares Core S&P 500 ETF USD Acc	-	17.70
iShares MSCI USA ETF USD Acc	-	16.16
iShares Edge MSCI Wld Qual...	-	9.19
iShares Core MSCI EM IMI ETF...	-	7.94
iShares Edge MSCI Wld Min Vol...	-	6.67
iShares Edge MSCI Wld Val Fctr...	-	3.98
iShares FTSE 100 ETF GBP Acc	-	3.15
iShares Physical Gold ETC	-	3.02
iShares \$ Treasury Bd 1-3y ETF...	-	2.71
iShares Edge MSCI Wld Mom Fctr...	-	2.70
Total Stock Holdings		0
Total Bond Holdings		0
Assets in Top 10 Holdings %		73.23

Sector Weightings

	% Equity
Cyclical	37.46
Basic Materials	4.67
Consumer Cyclical	11.58
Financial Services	17.64
Real Estate	3.57
Sensitive	37.81
Communication Services	3.78
Energy	5.76
Industrials	10.31
Technology	17.96
Defensive	24.73
Consumer Defensive	8.76
Healthcare	12.35
Utilities	3.62

World Regions

	% Equity
Americas	67.09
United States	63.00
Canada	2.84
Latin America	1.25
Greater Europe	18.01
United Kingdom	6.21
Eurozone	5.54
Europe - ex Euro	4.76
Europe - Emerging	0.62
Middle East / Africa	0.89
Greater Asia	14.90
Japan	3.61
Australasia	1.30
Asia - Developed	4.83
Asia - Emerging	5.16

Operations

Fund Company	BlackRock (Luxembourg) SA	Domicile	Luxembourg	Minimum Investment Amount	100,000
Phone	+44 20 77433000	Currency	GBP	Minimum Additional Purchase	-
Website	www.blackrock.com	UCITS	Yes		
Inception Date	10 Apr 2015	Inc/Acc	Acc		
Fund Manager	Stephen Walker	ISIN	LU1191063897		
Manager Start Date	10 Apr 2015	IMA Sector	-		
NAV (24 May 2019)	114.37 GBP	In-house ISA scheme			
Total Net Assets (mil)	206.24 EUR				

Care is taken to ensure that the information provided by Morningstar is correct but it neither warrants, represents nor guarantees the contents of the information, nor does it accept any responsibility for errors, inaccuracies, omissions or any inconsistencies herein.

© 2019 Morningstar. All Rights Reserved. The information, data, analyses and opinions ("Information") contained herein: (1) include the proprietary information of Morningstar and Morningstar's third party licensors; (2) may not be copied or redistributed except as specifically authorised; (3) do not constitute investment advice; (4) are provided solely for informational purposes; (5) are not warranted to be complete, accurate or timely; and (6) may be drawn from fund data published on various dates. Morningstar is not responsible for any trading decisions, damages or other losses related to the Information or its use. Please verify all of the Information before using it and don't make any investment decision except upon the advice of a professional financial adviser. Past performance is no guarantee of future results. The value and income derived from investments may go down as well as up.