

BSF Managed Index Port Defesv D2 USD H

Morningstar® Category Index

Cat 75%Barclays US Agg
TR&25%FTSE Wld TR

Used throughout report

Fund Benchmark

10% MSCI ACWI NR EUR, 90%
BBgBarc Global Aggregate TR
Hdg EUR

Morningstar Rating™

★★★★

Morningstar® Category

USD Cautious Allocation

IMA Sector

-

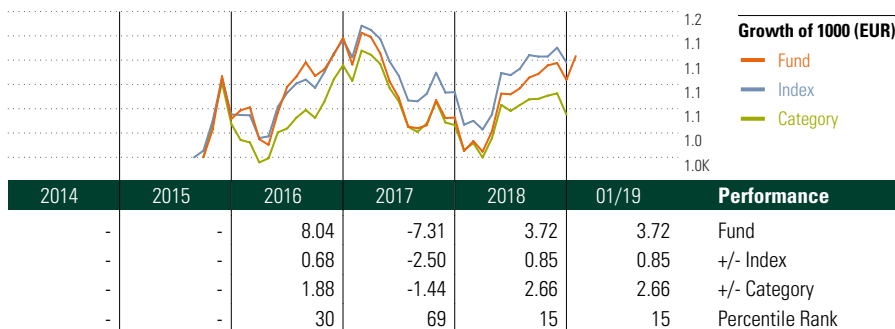
Investment Objective

The Fund aims to deliver a total return, which is a combination of capital growth and income, commensurate with a moderate level of risk. The Fund will seek to achieve its investment objective by obtaining indirect exposure to equity and equity-related securities, fixed income and fixed income-related securities, alternative assets, cash and nearcash instruments. Exposure to these asset classes will be achieved through investments in units of undertakings for collective investment, including but not limited to...

Standardised Performance

1 Yr to	1 Yr to	1 Yr to	1 Yr to	1 Yr to
31 Dec 14	31 Dec 15	31 Dec 16	31 Dec 17	31 Dec 18
-	-	8.04	-7.31	3.72

12 Months Total Return (bid to bid). Source: Morningstar, net income reinvested. This table complies with the Financial Conduct Authority's regulations to compare different products from different providers.




Trailing Returns

	Return %	+/-Idx	+/-Cat
(31 Jan 2019)			
3 Months	0.87	-1.24	0.59
6 Months	3.09	0.01	1.91
1 Year	9.70	1.44	3.02
3 Years Annualised	1.74	-0.72	0.19
5 Years Annualised	-	-	-

Quarterly Returns

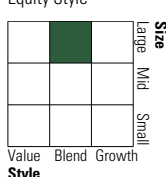
	1st qtr	2nd qtr	3rd qtr	4th qtr
2018	-3.37	5.87	1.98	-0.58
2017	0.06	-5.56	-2.66	0.77
2016	-2.00	5.29	1.04	3.63
2015	-	-	-	3.95

Portfolio 30 Nov 2018

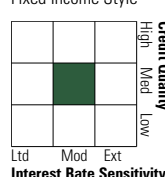


Morningstar Style Box™

Equity Style



Fixed Income Style



Risk Profile

Risk Measures

3-Yr Alpha	0.04	3-Yr Sharpe Ratio	0.29
3-Yr Beta	0.81	3-Yr Std Dev	6.33
R-Squared	69.43	3-Yr Risk	bel avg
Information Ratio	-0.22	5-Yr Risk	-
Tracking Error	1.88	10-Yr Risk	-

Calculations use Cat 75%Barclays US Agg TR&25%FTSE Wld TR (where applicable)

Top 10 Holdings

Security	Sector	% Port.
iShares € Govt Bond 0-1yr ETF...		13.26
iShares \$ Treasury Bd 7-10yr...		12.18
iShares \$ Corp Bond Intr Rt H...		9.96
iShares Core S&P 500 ETF USD Acc		7.69
iShares € CorpBd IntrRt Hdg...		6.15
iShares US Mortg Backed Secs...		4.79
iShares \$ High Yld Corp Bd ETF...		4.43
iShares \$ Treasury Bd 20+y ETF...		4.16
iShares \$ Corp Bond ETF USD Dist		3.53
iShares \$ TIPS ETF USD Acc		3.10
Total Stock Holdings		0
Total Bond Holdings		0
Assets in Top 10 Holdings %		69.24

Sector Weightings

Sector	% Equity
Cyclical	38.06
Basic Materials	4.71
Consumer Cyclical	11.18
Financial Services	18.53
Real Estate	3.63
Sensitive	35.25
Communication Services	4.14
Energy	4.93
Industrials	10.21
Technology	15.97
Defensive	26.69
Consumer Defensive	9.45
Healthcare	13.48
Utilities	3.76

World Regions

Region	% Equity
Americas	58.54
United States	56.27
Canada	0.81
Latin America	1.45
Greater Europe	23.27
United Kingdom	4.03
Eurozone	10.86
Europe - ex Euro	6.61
Europe - Emerging	0.72
Middle East / Africa	1.05
Greater Asia	18.19
Japan	3.41
Australasia	2.65
Asia - Developed	6.24
Asia - Emerging	5.89

Operations

Fund Company	BlackRock (Luxembourg) SA	Domicile	Luxembourg	Minimum Investment Amount	100,000
Phone	+44 20 77433000	Currency	USD	Minimum Additional Purchase	1,000
Website	www.blackrock.com	UCITS	Yes		
Inception Date	2 Sep 2015	Inc/Acc	Acc		
Fund Manager	Anthony Chan	ISIN	LU1282797684		
Manager Start Date	1 Feb 2017	IMA Sector	-		
NAV (31 Jan 2019)	113.72 USD	In-house ISA scheme			
Total Net Assets (mil)	125.98 EUR				

Care is taken to ensure that the information provided by Morningstar is correct but it neither warrants, represents nor guarantees the contents of the information, nor does it accept any responsibility for errors, inaccuracies, omissions or any inconsistencies herein.

© 2019 Morningstar. All Rights Reserved. The information, data, analyses and opinions ("Information") contained herein: (1) include the proprietary information of Morningstar and Morningstar's third party licensors; (2) may not be copied or redistributed except as specifically authorised; (3) do not constitute investment advice; (4) are provided solely for informational purposes; (5) are not warranted to be complete, accurate or timely; and (6) may be drawn from fund data published on various dates. Morningstar is not responsible for any trading decisions, damages or other losses related to the Information or its use. Please verify all of the information before using it and don't make any investment decision except upon the advice of a professional financial adviser. Past performance is no guarantee of future results. The value and income derived from investments may go down as well as up.

MORNINGSTAR®