

BSF Managed Index Port Defesv D2 EUR

Morningstar® Category Index

Cat 75%Barclays Euro Agg
TR&25%FTSE Wld TR

Used throughout report

Fund Benchmark

10% MSCI ACWI NR EUR, 90%
BBgBarc Global Aggregate TR
Hdg EUR

Morningstar Rating™

★★★

Morningstar® Category

EUR Cautious Allocation

IMA Sector

-

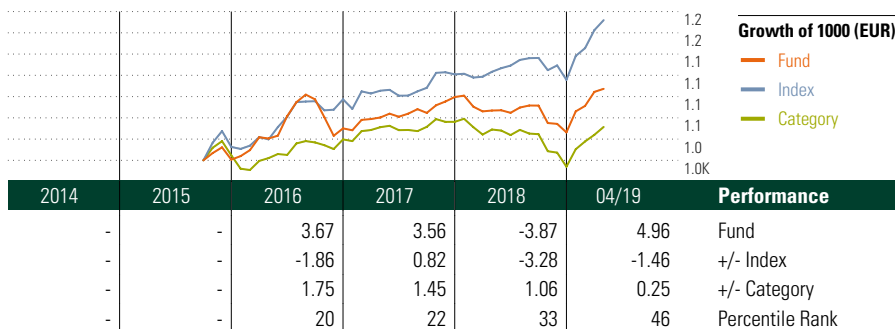
Investment Objective

The Fund aims to deliver a total return, which is a combination of capital growth and income, commensurate with a moderate level of risk. The Fund will seek to achieve its investment objective by obtaining indirect exposure to equity and equity-related securities, fixed income and fixed income-related securities, alternative assets, cash and nearcash instruments. Exposure to these asset classes will be achieved through investments in units of undertakings for collective investment, including but not limited to...

Standardised Performance

1 Yr to	1 Yr to	1 Yr to	1 Yr to	1 Yr to
31 Mar 15	31 Mar 16	31 Mar 17	31 Mar 18	31 Mar 19
-	-	2.08	0.86	2.17

12 Months Total Return (bid to bid). Source: Morningstar, net income reinvested. This table complies with the Financial Conduct Authority's regulations to compare different products from different providers.




Trailing Returns

	Return %	+/-Idx	+/-Cat
(24 May 2019)			
3 Months	1.49	-0.45	0.60
6 Months	4.51	-0.42	1.61
1 Year	2.25	-1.77	2.72
3 Years Annualised	1.78	-1.94	0.31
5 Years Annualised	-	-	-

Quarterly Returns

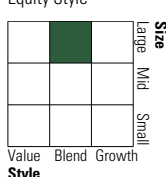
	1st qtr	2nd qtr	3rd qtr	4th qtr
2019	4.61	-	-	-
2018	-1.57	-0.16	0.81	-2.96
2017	1.06	0.26	0.43	1.77
2016	2.63	2.41	1.87	-3.18

Portfolio 31 Mar 2019

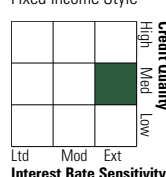


Morningstar Style Box™

Equity Style



Fixed Income Style



Risk Profile

Risk Measures

3-Yr Alpha	-1.77	3-Yr Sharpe Ratio	0.66
3-Yr Beta	0.86	3-Yr Std Dev	3.48
R-Squared	61.22	3-Yr Risk	Avg
Information Ratio	-1.13	5-Yr Risk	-
Tracking Error	2.21	10-Yr Risk	-

Calculations use Cat 75%Barclays EurAgg TR&25%FTSE Wld TR (where applicable)

Top 10 Holdings

Sector	% Port.
iShares € Govt Bond 0-1yr ETF...	14.69
iShares \$ Treasury Bd 7-10yr...	12.10
iShares \$ Corp Bond Intr Rt H...	9.99
iShares Core S&P 500 ETF USD Acc	5.59
iShares US Mortg Backed Secs...	4.79
iShares \$ Treasury Bd 20+y ETF...	4.30
iShares Physical Gold ETC	4.05
iShares \$ Corp Bond ETF USD Dist	3.59
iShares \$ Treasury Bd 3-7y ETF...	3.49
iShares € Govt Bond 7-10yr ETF...	3.43
Total Stock Holdings	0
Total Bond Holdings	0
Assets in Top 10 Holdings %	66.02

Sector Weightings

	% Equity
Cyclical	38.97
Basic Materials	5.02
Consumer Cyclical	11.35
Financial Services	18.39
Real Estate	4.21
Sensitive	35.59
Communication Services	3.82
Energy	4.58
Industrials	10.76
Technology	16.43
Defensive	25.44
Consumer Defensive	8.80
Healthcare	12.76
Utilities	3.88

World Regions

	% Equity
Americas	59.03
United States	56.76
Canada	1.09
Latin America	1.18
Greater Europe	21.58
United Kingdom	2.80
Eurozone	8.95
Europe - ex Euro	8.37
Europe - Emerging	0.58
Middle East / Africa	0.88
Greater Asia	19.39
Japan	4.29
Australasia	3.37
Asia - Developed	6.58
Asia - Emerging	5.14

Operations

Fund Company	BlackRock (Luxembourg) SA	Domicile	Luxembourg	Minimum Investment Amount	100,000
Phone	+44 20 77433000	Currency	EUR	Minimum Additional Purchase	1,000
Website	www.blackrock.com	UCITS	Yes		
Inception Date	14 Oct 2015	Inc/Acc	Acc		
Fund Manager	Stephen Walker	ISIN	LU1304596254		
Manager Start Date	10 Apr 2015	IMA Sector	-		
NAV (24 May 2019)	108.23 EUR	In-house ISA scheme			
Total Net Assets (mil)	131.64 EUR				

Care is taken to ensure that the information provided by Morningstar is correct but it neither warrants, represents nor guarantees the contents of the information, nor does it accept any responsibility for errors, inaccuracies, omissions or any inconsistencies herein.

© 2019 Morningstar. All Rights Reserved. The information, data, analyses and opinions ("Information") contained herein: (1) include the proprietary information of Morningstar and Morningstar's third party licensors; (2) may not be copied or redistributed except as specifically authorised; (3) do not constitute investment advice; (4) are provided solely for informational purposes; (5) are not warranted to be complete, accurate or timely; and (6) may be drawn from fund data published on various dates. Morningstar is not responsible for any trading decisions, damages or other losses related to the Information or its use. Please verify all of the Information before using it and don't make any investment decision except upon the advice of a professional financial adviser. Past performance is no guarantee of future results. The value and income derived from investments may go down as well as up.